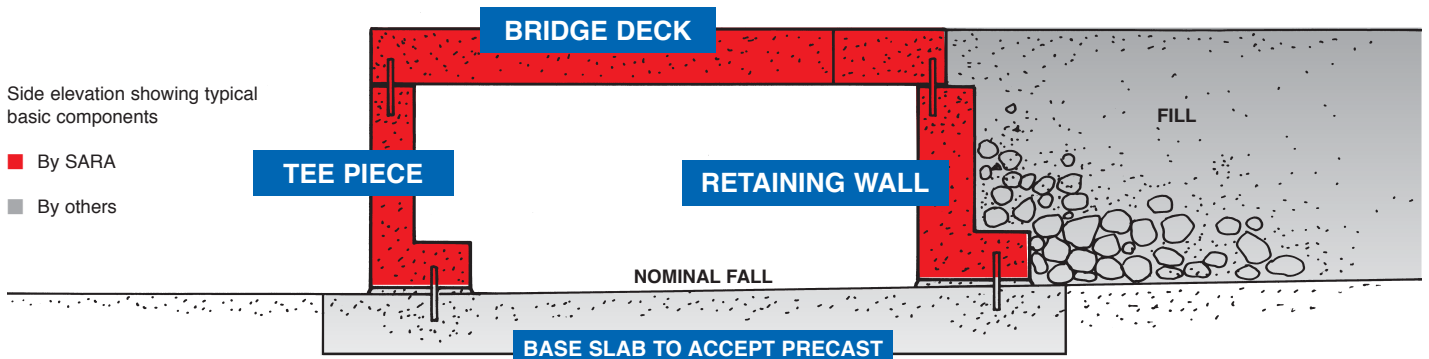




PRECAST CONCRETE LOADING BAYS

The SARA range of Precast Concrete Loading Bays, ready to accept SARA Dock Levellers, are custom made and dimensioned to suit the client's requirements.



BENEFITS

■ CONSTRUCTION COST SAVING

No shuttering, pouring or curing of concrete on site.
Provides exact costings for building contractors and developers.

■ TIME SAVING

Suitable for rapid/multi installations and 'fast track' construction programmes.
Not reliant on weather conditions.

■ TOTAL PACKAGE DESIGN

SARA take full responsibility for pit accuracy and interface and all planning and coordination throughout the project.

■ ARCHITECTURAL FINISH

Range of special finishes available.
Guaranteed consistent quality as constructed under factory conditions.

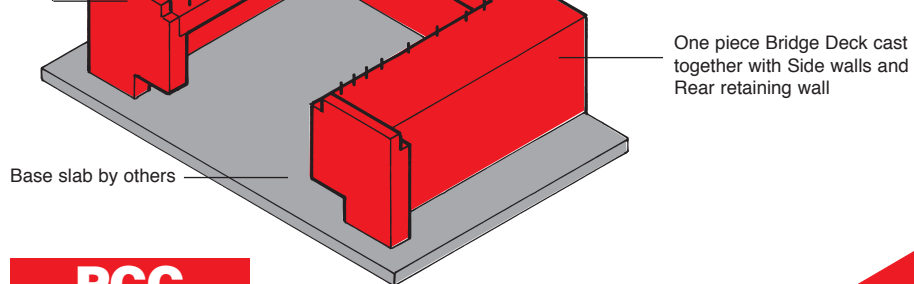
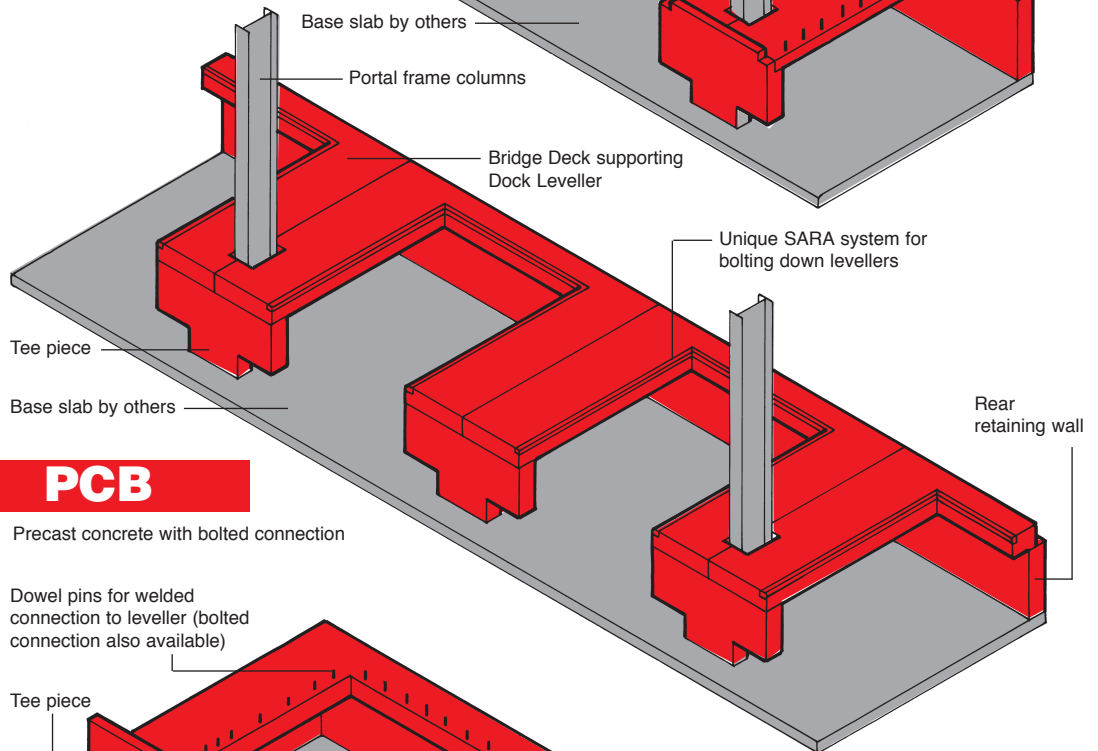
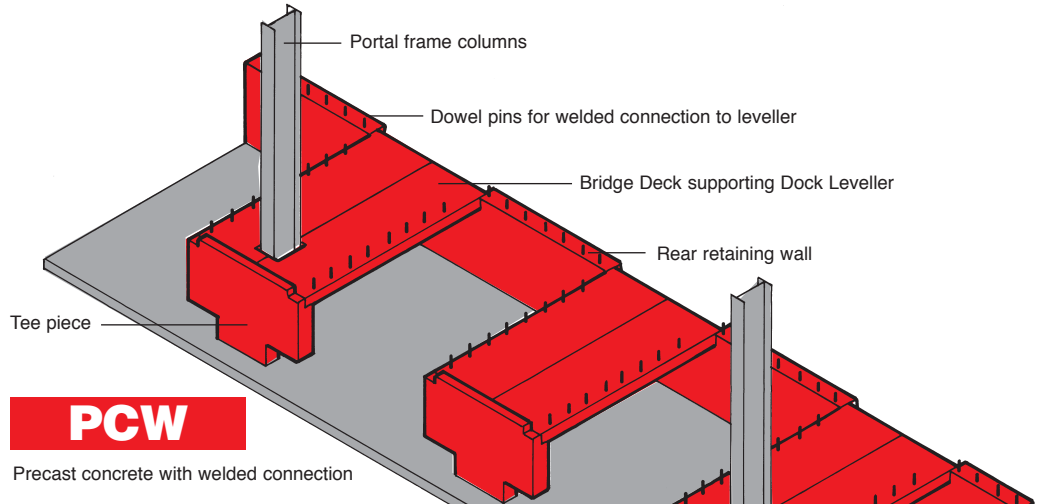
■ SYSTEM DESIGN (Complies to BS 8110: 1997 Structural use of concrete)

Choice of standard (shown overleaf), or bespoke packages.

PRECAST CONCRETE LOADING BAYS

To meet the various designs of dock equipment, bays can be manufactured in three standard types with various configurations:

- Open and closed pit designs
- With or without rear retaining walls
- Completed to finished floor level, or set lower to coincide with final power float of warehouse floor.



SARA precast concrete loading bays are cast in steel or timber moulds with various finishes. All types of fixtures and fittings can be incorporated including non-slip finish, threaded sockets for connection of ancillary steelwork, access points for cables, and cut-outs as required.

All units are fitted with lifting sockets that can be made good on site.

PCC
Precast concrete complete unit

sara®

SARA/Loading Bay Specialists Limited
4 Garnet Close, Greycaine Estate, Watford, Herts. WD2 4JL. England
Telephone: 01923 208888 Fax: 01923 208899